




Upgrade Controller Firmware



Storage array(s):

Name	Status	Board ID	Current Version	Pending Version	NVSRAM Version	Supports Staging
Unnamed	 Refreshing	7091/7091	87.83.25.30	None	N7091-78380...	Yes
ARVM_1	 Not upgra...	7091/7091	87.83.25.40	None	N7091-78380...	Yes

Details:

No problems detected.

**Download**

Firmware...

NVSRAM...

**Pending Firmware**

Activate

Clear...


**Status**

Refresh


View Log

Close Help

Upgrade Controller Firmware



Storage array(s):

Name	Status	Board ID	Current Version	Pending Version	NVSRAM Version	Supports Staging
Unnamed	 Upgradea...	7091/7091	87.83.25.30	None	N7091-78380...	Yes

Details:

1 problem detected.

- Storage array needs attention: The storage array needs attention. You can still upgrade the firmware, but it is highly recommended that you address the problem(s) first by using the Array Management

Close Help

**Download**

Firmware...  
NVSRAM...

**Pending Firmware**

Activate  
Clear...

**Status**

Refresh  
View Log



## Current versions

## Storage array(s):

Storage Array Name	Firmware Version	NVSRAM Version
Unnamed	87.83.25.30	N7091-783800-002

## Select files

## Selected firmware file:

[Browse...](#)

## Firmware file information

 Download NVSRAM file with firmware

## Selected NVSRAM file:

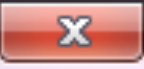
[Browse...](#)

## NVSRAM file information

 Transfer files but don't activate them (activate later)[OK...](#)[Cancel](#)[Help](#)



# Download NVSRAM



## Current versions

### Storage array(s):

Storage Array Name	Firmware Version	NVSRAM Version
Unnamed	87.83.25.30	N7091-783800-002

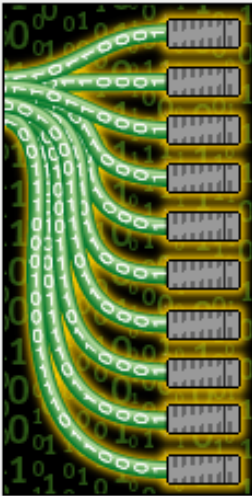
## Select file

### Selected NVSRAM file:

### NVSRAM file information



This wizard will help you quickly update your drive and ATA translator firmware. This is a three-step process.



You may update the firmware on one or multiple drives and ATA translators, even if they are not the same type or at the same initial firmware level.

**IMPORTANT:** You must STOP all I/O to the controllers and drives of the associated storage array; Unmount any file system for all volumes accessing all drives before starting the transfer process.

Next >

Cancel

Help



Select the drive and ATA translator firmware packages you would like to transfer. If you have more than one type of drive or ATA translator, you may select up to four packages to transfer at a time.

Current package

Drive Firmware Information:

ATA translator firmware information:

Selected packages

Packages to be transferred:


Add...

Remove

Package information:

Vendor:

Product ID:

Proposed firmware:

Compatible firmware:

< Back

Next >

Cancel

Help